



Class Supply List

Be sure to purchase your supplies ahead of class so that you are prepared! All students receive a 15% discount on supplies required for classes. Please bring your Supply List as your coupon for 15% discount.

Class: Bloom & Grow - Serger Quilt Sew Along

Class Date This Sew Along includes four sessions:

- Friday, August 2, 2024
- Friday, August 30, 2024
- Friday, September 27, 2024
- Friday, November 22, 2024

Time: 9:30am – 4:00pm (Doors open at 9:00)
















Instructor: Elisa Milano and Rhoda Beachy

Pattern: Bloom & Grow by Amanda Murphy

See next page for pre-class instructions

Fabric Requirements:

Bloom & Grow Fabric Requirements

			
Fabric A: 13682-13 Feature-Charcoal 1/2 yard	Fabric B: 13687-08 Basketweave-Grey 7/8 yard	Fabric C: 9636-08 Cotton Shot Silver 3/8 yard	Fabric D: 13682-14 Feature-BlackWhite 1-1/4 yards
			
Fabric E: 13684-12 Swirls-Black 7/8 yard	Fabric F: 13684-09 Swirls-White 1/3 yard	Fabric G: 13683-13 Medallion-Charcoal 5/8 yard	Fabric H: 13683-17 Medallion-Steel 1-5/8 yards
			
Fabric I: 13686-17 Floret-Steel 1/4 yard	Fabric J: 13686-08 Script-Grey 7/8 yard	Fabric K: 13686-08 Floret-Grey 7/8 yard	Fabric L: 13687-09 Basketweave-White 1/4 yard
			
Fabric M: 13683-08 Medallion-Grey 1/2 yard	Fabric N: 13682-08 Feature-Grey 1/4 yard	Fabric O: 13685-09 Script-White 7/8 yards	Fabric P: 13682-15 Feature-Cloud 1 yard
			
Fabric Q: 13685-14 Script-BlackWhite 5/8 yard	Fabric R: 9636-24 Cotton Shot Aqua 1/2 yards	Fabric S: 9636-57 Cotton Shot Spa 5/8 yards	

We are offering a KIT with this pattern using the Benartex fabrics featured on the cover of the pattern. **If you are interested in purchasing a kit, please contact the store directly and get on the Special Order List for Amanda Murphy - Bloom and Grow Fabric KIT. Fabric is ordered and estimated to arrive in June 2024. Special weight threads from Wonderfill that are featured are also available for purchase. Please mention that you would like the thread when you call the store so that we have a count of what is needed to accommodate all that join us.**

Please bring your lunch and a beverage to class with you. You are welcome to use our refrigerator and microwave.

Notions/Embellishments

Machine and Feet:

- Overlocker/Coverstitch Machine
- Seam Guide for your machine
- C12 - Compensation Foot
- C13 - Cover/Chain Stitch Foot
- C19 - Blindstitch Foot
- C24- Shirring Foot
- C23- Curve Foot
- C27 - Clear Foot

Threads:

- White and Grey - Serger Thread - total of 4 - can be a combination
- ***WonderFil SP44 - Spaghetti 12 WT**
- ***WonderFill SP80 - Spaghetti 12 WT**
- ***Glamore GM4141 12 WT**
 - *** These three threads are available pre-packaged for this project. Available in our store.**

Additional Supplies:

- ELX 80/12 needles for piecing
- Topstitch 90/14 needles for flatlock stitching with decorative threads
- 2 yards cotton shot platinum wideback (9626W-14) for backing
- Clover bias tape maker $\frac{3}{8}$ ' CL4012
- Liquid Starch of your choice or Best Press
- Wonder Clips
- Gail Yellen's Thread Fusion - Large
- Chalk
- Pencil
- Fray block
- 1 package Heat N Bond Lite

General Supplies:

- **STRONGLY RECOMMEND you bring an iron and mat**
- **Rotary Cutter and cutting mat**
- General sewing supplies

Pre-Class Work: ALL FABRIC MUST BE CUT OUT PRIOR TO SESSION 1 PLEASE - WE WILL NOT BE TAKING TIME IN CLASS TO CUT OUT FABRIC AND YOU WILL FALL BEHIND.

Sewing Machine

Please note:

Other Serger Brands are welcome in this class however, we are familiar with BERNINA machines and can assist you if needed. If bringing another brand, please be familiar with how to thread your machine. We suggest you bring an owner's manual and all accessories with you to class.

Bring your own machine or rent one from the shop (reserve when registering for the class).
Bring power cord, foot pedal, and manual (you never know!), if using your own machine

Specialty Rulers

Ruler for cutting strip